

Scaled data based on original data using
LM-79-08 Approved Method: Electrical and Photometric Measurements of Solid-
State Lighting Products

Test Report Prepared for
Cooper Lighting Solutions
(formerly Eaton)

Brand: McGRAW-EDISON

Report Number: P941530

Luminaire Tested: **GALN-SB5A-840-U-5WQ**

Issue Date: 1/21/2025

Test Information

Test Method: LM-79-08
Report Number: P941530
TEST IS SCALED FROM IESNA LM-79-08 TEST DATA (G2-2405-108-1)
Test Lab: INNOVATION CENTER
Issue Date: 1/21/2025
Manufacturer: COOPER LIGHTING SOLUTIONS (FORMERLY EATON)
Product Line: McGRAW-EDISON
Catalog Number: GALN-SB5A-840-U-5WQ
Description: GALLEON AREA AND ROADWAY HIGH DENSITY LED LUMINAIRE
(5) 80 CRI, 4000K, 350mA LIGHTSQUARES WITH 26 LEDS EACH AND TYPE V WIDE OPTICS
Light Source: -
Ballast/Driver: -

Summary

Lumens per Lamp: N/A
Luminaire Lumens: 21924 lumens
Efficiency: N/A
Efficacy: 154.7 lumens/watt
Luminous Opening: Rectangular (W 1.5' x L: 1' x H: 0')
IES Classification: Type V - Short
BUG Rating: B5 - U0 - G3

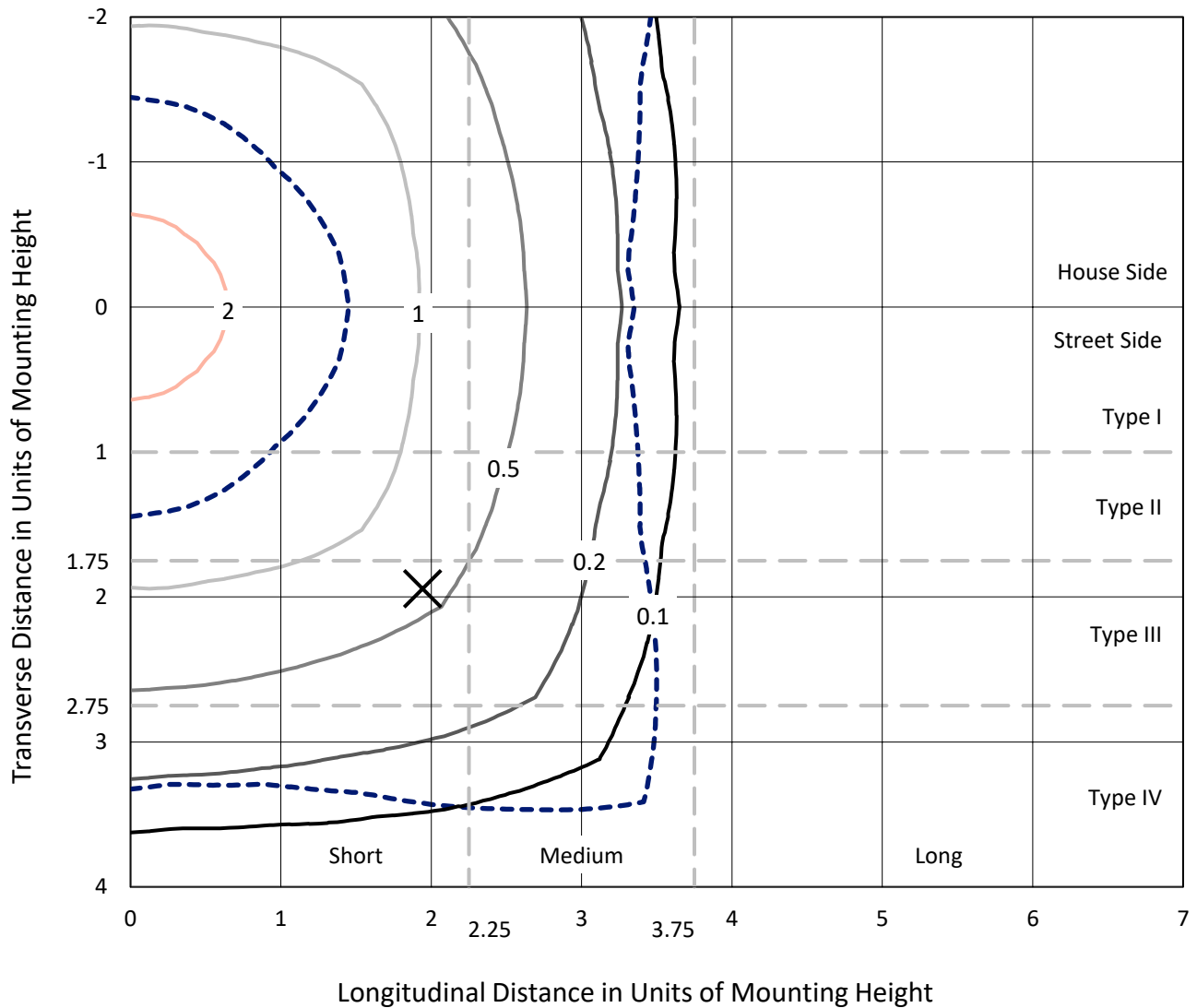
Input Watts (W): 141.7
Input Voltage (V): NR
Input Current (Ain): NR
Voltage Rise (V): NR
Power Factor: NR
Total Harmonic Distortion (THDi): NR
Frequency (hertz): 60
Stabilization Time: NR
Operation Time: NR
Ambient Temperature (°C): NR
Test Distance: 24 FT



REPORT NUMBER: P941530
 CATALOG NUMBER: GALN-SB5A-840-U-5WQ

Iso-Footcandle Lines of Horizontal Illumination

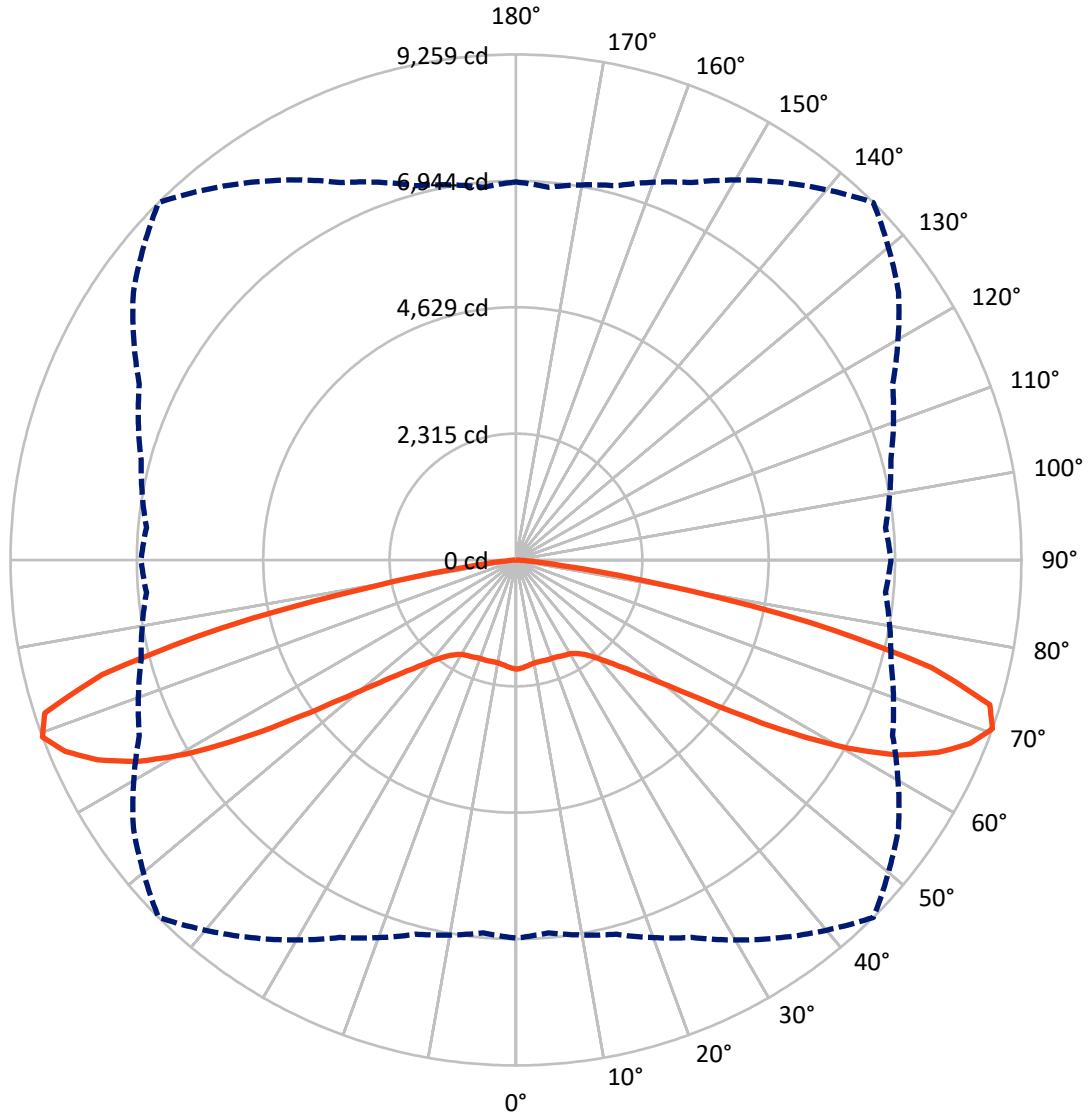
✕ Max cd
 - - - 1/2 Max cd



Based on 25 foot mounting height. Maximum calculated value = 3.2 fc
 Type V - Short - N/A

REPORT NUMBER: P941530
CATALOG NUMBER: GALN-SB5A-840-U-5WQ

Luminous Intensity Polar Plot



— Vertical Plane Through 45-Deg Lateral - - - Horizontal Cone Through 70-Deg Vertical

REPORT NUMBER: P941530

CATALOG NUMBER: GALN-SB5A-840-U-5WQ

FLUX DISTRIBUTION:

		Downward	Upward	Total
House Side	Lumens	10962.0	0.0	10962.0
	% Fixture	50.0	0.0	50.0
Street Side	Lumens	10962.0	0.0	10962.0
	% Fixture	50.0	0.0	50.0
Total	Lumens	21924.0	0.0	21924.0
	% Fixture	100.0	0.0	100.0

ZONAL LUMENS:

Zone	Lumens	% Fixture
0°-10°	186.0	0.8
10°-20°	546.3	2.5
20°-30°	909.0	4.1
30°-40°	1374.8	6.3
40°-50°	2284.5	10.4
50°-60°	4310.8	19.7
60°-70°	7279.0	33.2
70°-80°	4783.0	21.8
80°-90°	250.6	1.1
90°-100°	0.0	0.0
100°-110°	0.0	0.0
110°-120°	0.0	0.0
120°-130°	0.0	0.0
130°-140°	0.0	0.0
140°-150°	0.0	0.0
150°-160°	0.0	0.0
160°-170°	0.0	0.0
170°-180°	0.0	0.0
0°-90°	21924.0	100.0
0°-180°	21924.0	100.0

Coefficient of Utilization



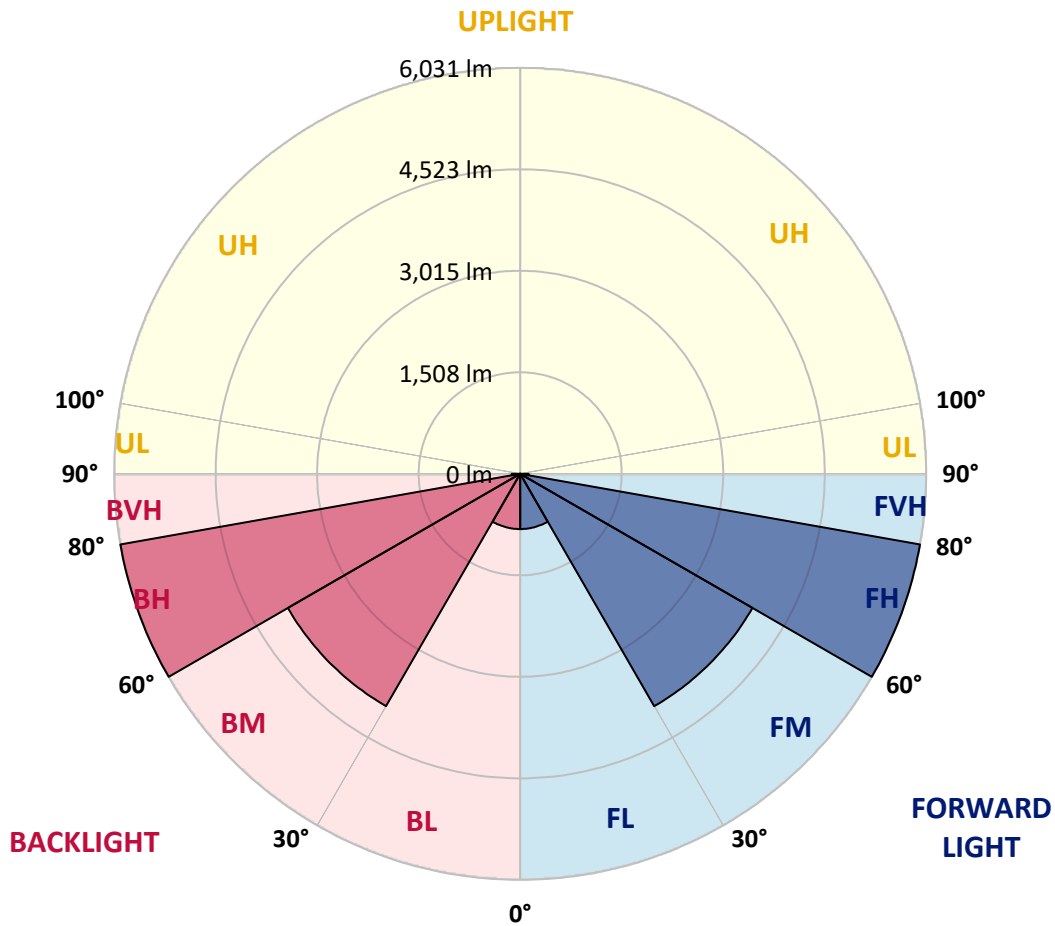
REPORT NUMBER: P941530
 CATALOG NUMBER: GALN-SB5A-840-U-5WQ

LUMINAIRE CLASSIFICATION SYSTEM LUMEN TABLE AND BUG RATING:

Zone	Lumens	% Fixture	Zone Rating/Lumen Limit		
			B	U	G
FL (0°-30°)	820.7	3.7			
FM (30°-60°)	3985.0	18.2			
FH (60°-80°)	6031.0	27.5			G3/7500
FVH (80°-90°)	125.3	0.6			G2/225
BL (0°-30°)	820.7	3.7	B2/1000		
BM (30°-60°)	3985.0	18.2	B3/5000		
BH (60°-80°)	6031.0	27.5	B5		G3/7500
BVH (80°-90°)	125.3	0.6			G2/225
UL (90°-100°)	0.0	0.0		U0/0	
UH (100°-180°)	0.0	0.0		U0/0	

BUG Rating: B5-U0-G3

Type V Short



REPORT NUMBER: P941530
 CATALOG NUMBER: GALN-SB5A-840-U-5WQ

CANDELA DISTRIBUTION (FULL):

	0°	5°	15°	25°	35°	45°	55°	65°	75°	85°
0°	1999.9	1999.9	1999.9	1999.9	1999.9	1999.9	1999.9	1999.9	1999.9	1999.9
2.5°	1987.4	1993.1	1990.8	1986.2	1986.2	1982.8	1986.2	1988.5	1991.9	1994.2
5°	1961.2	1965.7	1964.6	1961.2	1962.3	1958.9	1961.2	1964.6	1966.9	1968.0
7.5°	1938.4	1942.9	1940.7	1935.0	1935.0	1931.5	1932.7	1936.1	1939.5	1940.7
10°	1932.7	1937.2	1930.4	1921.3	1917.9	1913.3	1914.4	1917.9	1924.7	1928.1
12.5°	1935.0	1938.4	1931.5	1917.9	1914.4	1909.9	1909.9	1913.3	1922.4	1927.0
15°	1941.8	1945.2	1935.0	1920.1	1916.7	1913.3	1912.2	1916.7	1927.0	1935.0
17.5°	1954.3	1957.7	1941.8	1921.3	1916.7	1917.9	1916.7	1920.1	1936.1	1950.9
20°	1965.7	1968.0	1946.4	1921.3	1916.7	1917.9	1916.7	1923.6	1944.1	1964.6
22.5°	1969.1	1971.4	1950.9	1929.3	1925.8	1927.0	1925.8	1932.7	1952.0	1972.6
25°	1970.3	1973.7	1957.7	1940.7	1946.4	1948.6	1946.4	1947.5	1962.3	1980.5
27.5°	1987.4	1991.9	1977.1	1962.3	1965.7	1964.6	1968.0	1971.4	1982.8	2001.0
30°	2022.7	2026.1	2013.6	1998.8	1996.5	1988.5	1998.8	2010.2	2022.7	2038.7
32.5°	2080.8	2087.7	2071.7	2055.7	2045.5	2040.9	2048.9	2068.3	2085.4	2102.5
35°	2177.7	2182.2	2167.4	2137.8	2119.6	2119.6	2126.4	2151.5	2178.8	2200.5
37.5°	2314.4	2320.1	2293.9	2258.6	2231.2	2231.2	2240.4	2266.6	2307.6	2338.4
40°	2480.8	2488.8	2455.7	2419.3	2393.1	2388.5	2399.9	2429.5	2468.3	2507.0
42.5°	2681.4	2690.5	2647.2	2615.3	2594.8	2594.8	2600.5	2627.8	2663.1	2711.0
45°	2937.8	2953.7	2894.5	2862.5	2843.2	2847.7	2851.2	2875.1	2907.0	2961.7
47.5°	3243.2	3259.1	3196.4	3163.4	3160.0	3181.6	3167.9	3185.0	3202.1	3264.8
50°	3589.6	3616.9	3573.6	3571.3	3578.2	3618.1	3586.2	3595.3	3575.9	3615.8
52.5°	4013.5	4053.4	4045.4	4059.1	4135.4	4217.5	4144.5	4112.6	4039.7	4052.2
55°	4527.4	4587.8	4599.2	4681.3	4854.5	5022.0	4867.0	4738.2	4583.3	4554.8
57.5°	5112.0	5159.9	5214.6	5382.1	5705.7	6003.1	5705.7	5420.8	5177.0	5118.9
60°	5741.1	5800.3	5852.7	6100.0	6580.9	6999.1	6571.8	6119.4	5796.9	5718.3
62.5°	6416.8	6493.2	6529.6	6804.3	7364.9	7864.0	7372.9	6824.8	6466.9	6382.6
65°	7065.2	7127.9	7168.9	7461.8	7997.4	8497.6	8033.8	7493.7	7125.6	7015.1
67.5°	7367.2	7401.4	7501.7	7833.3	8398.5	8969.4	8494.2	7868.6	7457.2	7263.5
70°	6925.0	6855.5	7097.1	7628.1	8446.3	9258.8	8555.7	7612.2	7108.5	6794.0
72.5°	5351.3	5231.7	5651.0	6559.2	7899.4	9074.2	7954.1	6610.5	5912.0	5273.8
75°	2911.6	2775.9	3354.8	4503.5	6299.4	7865.2	6444.2	4632.3	3735.4	2889.9
77.5°	821.6	770.3	1237.6	2178.8	3789.0	5522.3	3934.9	2226.7	1467.7	870.6
80°	251.8	243.9	330.5	656.4	1609.0	2644.9	1546.4	664.4	420.5	265.5
82.5°	149.3	136.7	164.1	239.3	410.2	830.7	398.8	249.6	200.6	134.5
85°	85.5	79.8	96.9	116.2	137.9	176.6	115.1	118.5	107.1	71.8
87.5°	35.3	31.9	37.6	36.5	31.9	41.0	30.8	36.5	43.3	28.5
90°	0.0	0.0	0.0	0.0	0.0	0.0	0.0	0.0	0.0	0.0

(END C

90°
1999.9
1993.1
1968.0
1940.7
1928.1
1928.1
1936.1
1950.9
1965.7
1972.6
1979.4
1996.5
2035.2
2095.6
2192.5
2327.0
2494.5
2707.6
2959.4
3246.6
3591.9
4010.1
4510.3
5077.8
5649.9
6314.2
6960.4
7265.8
6869.2
5432.2
3077.9
967.5
280.3
145.9
75.2
26.2
0.0

OF REPORT)